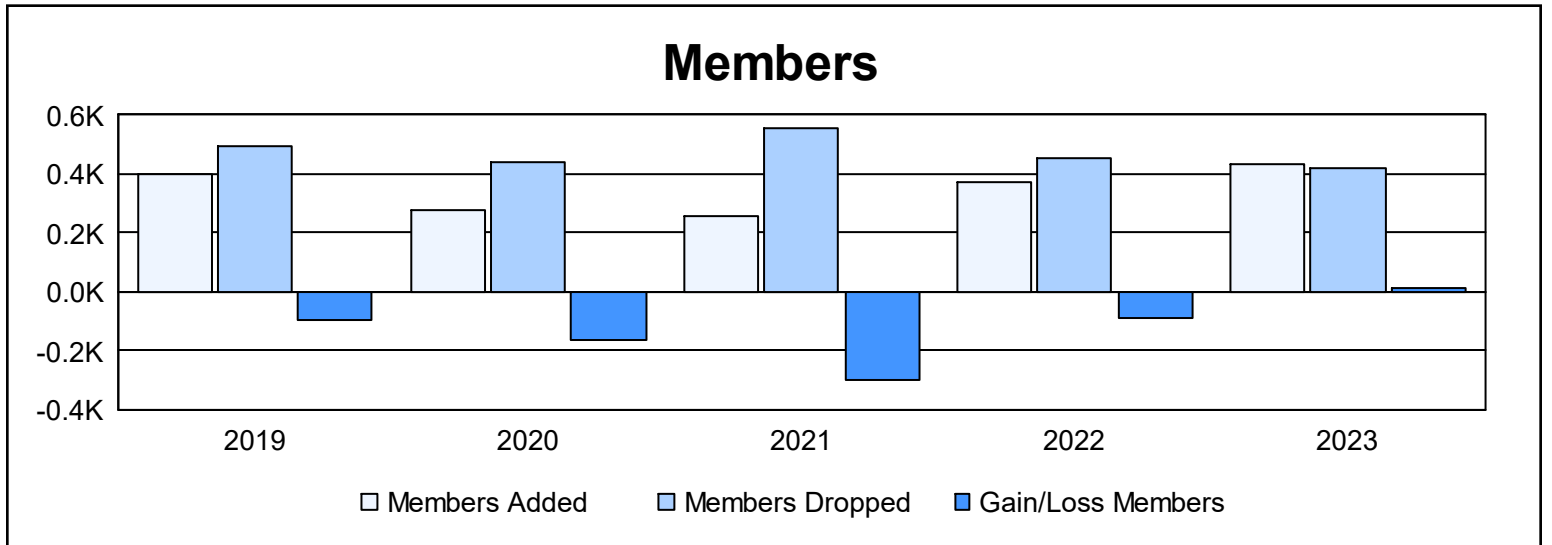
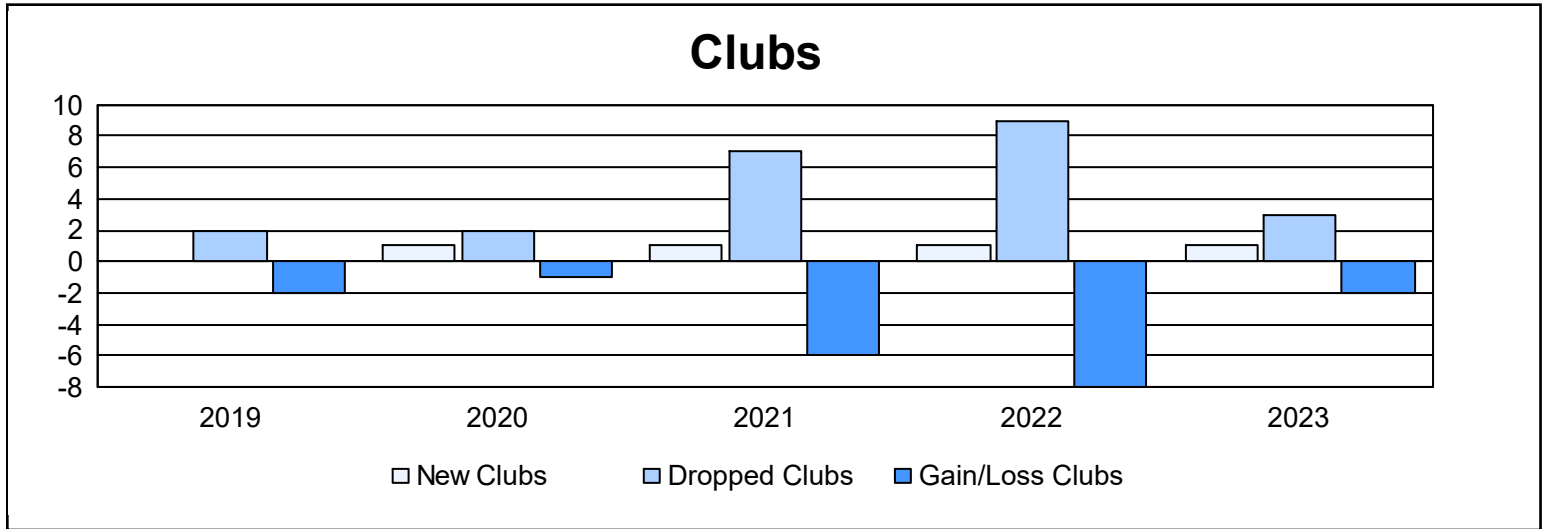


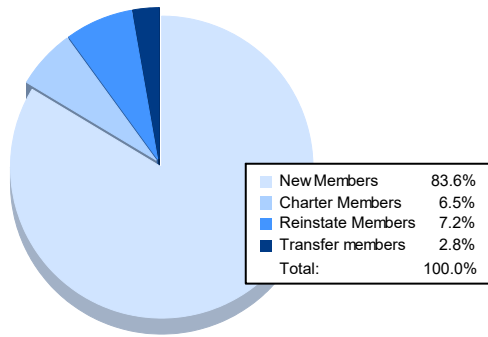
**Multiple District 8**

As of June 2023 Cumulative

Year	New Clubs	Dropped Clubs	Gain/ Loss Clubs	New Members	Charter Members	Reinstate Members	Transfer Members	Total Member Added	Total Members Dropped	Gain/ Loss Members
2018-2019	0	2	-2	341	24	29	5	399	494	-95
2019-2020	1	2	-1	212	31	25	9	277	439	-162
2020-2021	1	7	-6	203	18	33	2	256	554	-298
2021-2022	1	9	-8	239	45	78	7	369	457	-88
2022-2023	1	3	-2	362	28	31	12	433	418	15
<b>Average</b>	<b>1</b>	<b>5</b>	<b>-4</b>	<b>271</b>	<b>29</b>	<b>39</b>	<b>7</b>	<b>347</b>	<b>472</b>	<b>-126</b>



### Membership Composition June 2023 Cumulative



### Gender Composition June 2023 Cumulative

